




SVT 150 Loudspeaker

User Manual



Order codes:

White housing - CRSP60

Black housing - CRSP61

WARNING

FOR YOUR OWN SAFETY, PLEASE READ THIS USER MANUAL CAREFULLY BEFORE YOUR INITIAL START-UP!

- Immediately upon receiving this product, carefully unpack the carton and check the contents to ensure that all the parts are present.
- Before your initial start-up, please make sure that there is no damage caused during transportation.
- Should there be any damage, consult your dealer and do not use the equipment.
- Retain the carton and all packaging materials.
- In the event that a fixture must be returned to the supplier, it is important that the fixture is returned in the original carton and packaging.
- To maintain the equipment in good working condition and to ensure safe operation, it is necessary for the user to follow the safety instructions and warning notes written in this manual.
- Please note that damages caused by user modifications to this equipment are not subject to warranty.



IMPORTANT:

The manufacturer will not accept liability for any resulting damages caused by the non-observance of this manual or any unauthorised modification to the equipment.

- Never leave any cables lying around.
 - Do not use the unit near stoves, heaters, radiators, or other heat producing devices.
 - Do not insert any objects into the grille.
 - Never remove warning or informative labels from the equipment.
 - Do not open the equipment and do not modify the equipment.
 - Only use the equipment indoors.
 - Do not expose to flammable sources, liquids or gases.
 - Do not use the incorrect cables or defective cables.
 - Do not drive the inputs with a signal level higher than required to drive the equipment to its full output
 - Prevent distortion! Make sure that all components connected to the speaker have sufficient power ratings.
- Distortion will be generated if the components are operated at their limits.
- The user is responsible for correct positioning and operation of this fixture. The manufacturer will not accept liability for damages caused by the misuse or incorrect installation of this equipment.
 - Repairs, servicing and power connection must only be carried out by a qualified technician. THIS UNIT CONTAINS NO USER SERVICEABLE PARTS.
 - This fixture is for professional use only - it is not designed for or suitable for household use. The product must be installed by a qualified technician in accordance with local territory regulations. The safety of the installation is the responsibility of the installer. The fixture presents risks of severe injury or death due to fire hazards, electric shock and falls.
 - WARRANTY: Three years from date of purchase.

OPERATING DETERMINATIONS

If this equipment is operated in any other way, than those described in this manual, the product may suffer damage and the warranty becomes void. Incorrect operation may lead to danger e.g: short-circuit, burns and electric shocks etc.

Incase of malfunction this fixture should be returned for service or inspection.

Do not endanger your own safety and the safety of others!

Incorrect installation or use can cause serious damage to people and/or property.

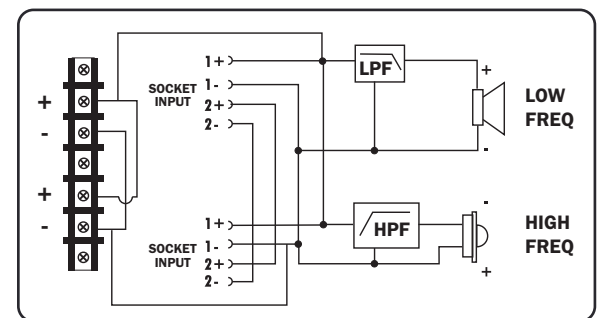
SVT 150

The SVT 150 is an excellent sound reinforcement or background music loudspeaker and can be oriented in a vertical or horizontal position. It has been designed for installation, and with the use of the included bracket it can be mounted on a wall or ceiling. Alternatively these speakers feature fly points and BRAC03/ BRAC04 mounts. Also for ease of installation, the SVT 150 features both speakON and screw terminals all in a parallel configuration. The SVT 150 cabinets also feature a rotatable horn flare, which allows an installer to tailor the HF dispersion to vertical or horizontal cabinet installations.

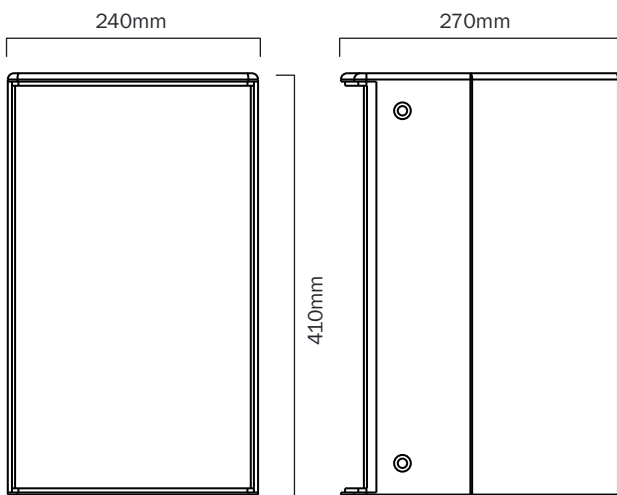
- Complete with adjustable mounting bracket
- Available in black or white
- Multiple 8mm rigging points
- Robust cabinets with a durable hardwearing finish



Specifications	SVT 150
Continuous power (RMS)	150W
Peak power	300W
Max. calculated SPL	117dB
Sensitivity (1W/1m)	92dB
Frequency response	70Hz-20kHz
Crossover frequency	2.7kHz
Horizontal coverage	90°
Vertical coverage	60°
LF transducer	8" / 200mm
HF transducer	1" / 25mm
Nominal impedance	8Ω
Connections	2 x locking speaker connectors & barrier strip
Dimensions (H x W x D)	410 x 240 x 270mm (without bracket)
Weight	9.5kg
Order code	CRSP60 - White housing CRSP61 - Black housing



Block diagram



Rear panel



***Correct Disposal of this Product
(Waste Electrical & Electronic Equipment)***

**(Applicable in the European Union and other European countries
with separate collection systems)**

This marking shown on the product or its literature, indicates that it should not be disposed of with other household wastes at the end of its working life. To prevent possible harm to the environment or human health from uncontrolled waste disposal, please separate this from other types of wastes and recycle it responsibly to promote the sustainable reuse of material resources.

Household users should contact either the retailer where they purchased this product, or their local government office, for details of where and how they can take this item for environmentally safe recycling.

Business users should contact their supplier and check the terms and conditions of the purchase contract. This product should not be mixed with other commercial wastes for disposal.

